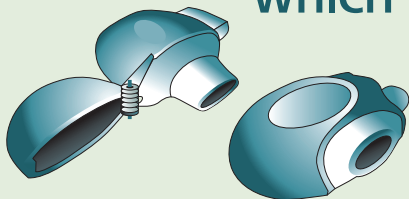
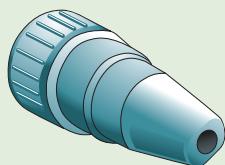
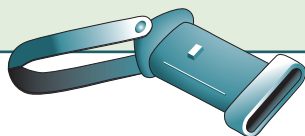


CORRECT USE OF INHALERS USING MAG-FLO

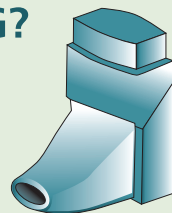

WHICH INHALER IS THE PATIENT USING?



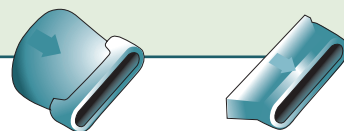
FOR DISK TYPE
...USE THIS ADAPTOR



FOR CYLINDRICAL INHALER
...USE THIS ADAPTOR

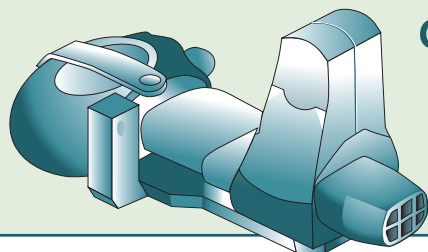
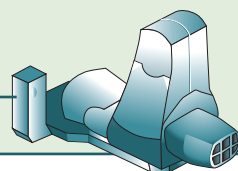


FOR UPRIGHT INHALER
...USE EITHER OF THESE ADAPTORS



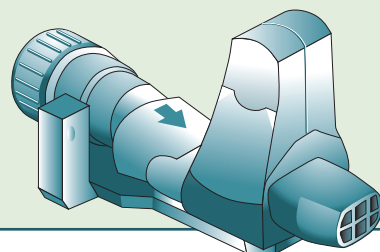
CHECK MAG-FLO HAS BATTERY

Battery is fitted in here...



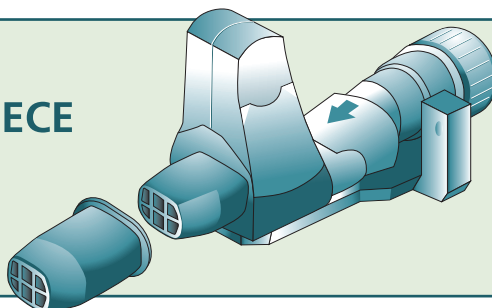
CONNECT ADAPTOR AND INHALER TO MAG-FLO

Use strap where necessary



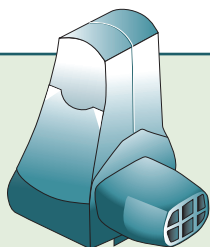
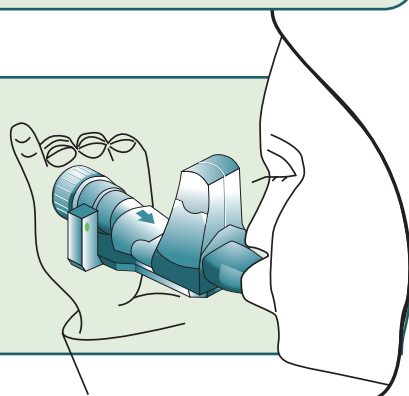
CONNECT ONE-WAY MOUTHPIECE

If necessary, connect the one-way mouthpiece to protect the inhaler and reduce infection risk.

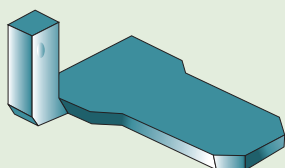


INSTRUCTING THE PATIENT

Instruct the patient to hold the Mag-Flo with inhaler comfortably in either hand. Ensure the patient can see the green light. Tell the patient to breathe in through the mouthpiece and to keep the green light on for as long as possible.



WASH THIS SECTION



DO NOT WASH BASE

CLEANING THE MAG-FLO

Mag-Flo comes apart so that it can be cleaned in warm soapy water, then rinsed. Allow to air dry.